

Ingersoll Rand

Continually Moving Forward



Ingersoll Rand Industrial Technologies provides products, services and solutions that enhance our customers' energy efficiency, productivity and operations. Our diverse and innovative products range from complete compressed air systems, tools and pumps to material and fluid handling systems and environmentally friendly microturbines. We also enhance productivity through solutions created by Club Car®, the global leader in golf and utility vehicles for businesses and individuals.

air.ingersollrand.com

Ingersoll Rand Industrial Technologies
Swan Lane, Hindley Green
Wigan WN2 4EZ, UK
Tel: +44 (0) 1942 257171
Fax: +44 (0) 1942 254162
Email: asgesawebleads@irco.com



TRYKLUFF CENTRET

Landsdækkende salg og service

Tlf.: 7022 1199 - E-mail: info@tcaa-trykluft.dk - www.tcaa-trykluft.dk



Air Solutions

Ingersoll Rand Leadership - For over 100 years, Ingersoll Rand have been a world leader in air compressors and air system accessories. We understand the needs and requirements for air systems and the business demands that are faced every day. Higher energy costs and reduced margins require increased reliability and efficiency from not only your air compressor, but also from your entire air system.

Global Reach, Local Service

Ingersoll Rand provides its products and services directly or through distributors to customers in close to 200 countries.

Ingersoll Rand maintains offices, warehouse and customer centres throughout the world.

Ingersoll Rand focuses on providing innovation to increase your productivity and profitability. Expect more with Ingersoll Rand.

We are your total solutions provider.



Small Reciprocating Compressors and Air Treatment

Simply stated, your air system is much more than just an air compressor – it is the complete system; the piping, filters, dryers, drains, hoses, valves and point-of-use tools. It all needs to work at peak efficiency, with the quality and reliability to service your needs.

Ingersoll Rand Compressors

Ingersoll Rand small reciprocating compressors deliver air through two main technologies:

- Compressors that fit perfectly in light duty applications such as DIY, small workshops and general maintenance, would use an aluminum pump, where simplicity and flexibility are the main requirements.
- Compressors which are designed for heavy industrial applications, such as automotive, manufacturing or construction would use a cast iron pump, where reliability and efficiency are the important issues.

Ingersoll Rand Air Treatment Equipment

There are several harmful effects of contaminants in compressed air which can affect the production efficiency (pressure losses, spoilt product, down-time). For this reason, Ingersoll Rand has designed a specific range of air treatment components to provide clean, dry compressed air.

This wide range of air treatment equipment includes: refrigerated and desiccant dryers, receivers and air filtration.



Reciprocating Compressors

Ingersoll Rand is pleased to introduce its range of small reciprocating compressors designed for home use, contractor and semi-professional type applications.

The Range

The portable direct drive reciprocating compressors are available in 1.1 and 1.5 kW configurations, with a choice of receiver size and are designed for light duty applications such as hobby craft and Do-It-Yourself.

The reciprocating belt drive units are available up to 3.0 kW in a portable configuration and from 4.0 to 7.5 kW in a fixed configuration, and are designed for intermittent duty applications such as roofing, framing, painting, carpentry and general maintenance requirements.

The belt drive compressors include cast iron cylinders, a balanced belt wheel for smoother running and TEFV motors are fitted on all units, with again a choice of receiver sizes for additional capacitance.

Why Ingersoll Rand Compressor?

For over 100 years we have been offering a customer-focused approach to providing you with the correct compressor to match your exact requirements.

With our small reciprocating range, we recognise the benefits of utilising cast iron cylinders over aluminium, in that they provide a more durable, robust product and increase the reliability of the offering to your customer.

The high thermal stability of Cast Iron and the fully skirt pistons add to the offering by providing better sealing and therefore greater efficiency.

Ingersoll Rand compressors meet all the requirements of European standards, with regards to safety and Ingersoll Rand is committed to providing you and your customer an offering of the highest quality, that will provide greater value for money.

All Units - These compressors have auto start/stop regulation pressure switches, a receiver pressure gauge and come complete with a factory fill of lubricant.

Direct Drive Portable Receiver Unit

- Full skirt piston with three piston rings
- Pressure regulator with gauge at discharge
- Safety Relief Valve and Check Valve fitted
- Quick release fitting on discharge regulator
- Fitted with power lead



Belt Drive Portable Receiver Unit

- Twin Cylinder single stage pump units
- Pressure regulator with gauge at discharge
- Includes wheel kit and manoeuvring handle
- Quick release fitting on discharge regulator
- Safety Relief Valve and Check Valve fitted



Belt Drive Fixed Receiver Unit

- Twin Cylinder two stage pump units
- Inlet air filter
- Safety Relief Valve fitted



Specifications

Model	Motor		Pressure Max		Receiver Litres	Electrics 50 Hz	Starter	Piston Displacement		Dimensions mm			Weight Kg
	kW	hp	bar g	psig				l/min	cfm	Width	Length	Height	
Direct Drive Portable Receiver Units													
PD1.1-24-1	1.1	1.5	8	116	24	230/1	P/Switch	190	6.7	280	580	590	23
PD1.1-50-1	1.1	1.5	8	116	50	230/1	P/Switch	190	6.7	370	750	670	32
PD1.5-24-1	1.5	2.0	8	116	24	230/1	P/Switch	230	8.1	280	580	590	23
PD1.5-50-1	1.5	2.0	8	116	50	230/1	P/Switch	230	8.1	370	750	670	32
PD1.5-100-1	1.5	2.0	8	116	100	230/1	P/Switch	230	8.1	440	960	760	45
Belt Drive Portable Receiver Units													
PB1.5-50-1	1.5	2.0	10	145	50	230/1	P/Switch	250	8.8	410	1060	690	50
PB1.5-50-3	1.5	2.0	10	145	50	400/3	P/Switch	250	8.8	410	1060	690	50
PB1.5-100-1	1.5	2.0	10	145	100	230/1	P/Switch	250	8.8	440	1000	830	62
PB1.5-100-3-230	1.5	2.0	10	145	100	230/3	P/Switch	250	8.8	440	1000	830	62
PB1.5-100-3	1.5	2.0	10	145	100	400/3	P/Switch	250	8.8	440	1000	830	62
PB2.2-100-1	2.2	3.0	10	145	100	230/1	P/Switch	350	12.4	440	1000	830	64
PB2.2-200-1	2.2	3.0	10	145	200	230/1	P/Switch	350	12.4	450	1460	900	102
PB2.2-200-3	2.2	3.0	10	145	200	400/3	P/Switch	350	12.4	450	1460	900	102
PB3-200-3	3.0	4.0	10	145	200	400/3	P/Switch	400	14.1	450	1460	900	102
PB3-270-3	3.0	4.0	10	145	270	400/3	P/Switch	400	14.1	500	1500	970	146
Belt Drive Fixed Receiver Units													
PB4-200-3	4.0	5.5	10	145	200	400/3	DOL	600	21.2	450	1460	960	135
PB4-270-3-230	4.0	5.5	10	145	270	230/3	DOL	600	21.2	500	1500	1100	145
PB4-270-3	4.0	5.5	10	145	270	400/3	DOL	600	21.2	500	1500	1100	145
PB4-500-3	4.0	5.5	10	145	500	400/3	DOL	600	21.2	590	1970	1300	240
PB5.5-270-3	5.5	7.5	10	145	270	400/3	DOL	830	29.3	500	1500	1100	152
PB5.5-500-3	5.5	7.5	10	145	500	400/3	DOL	830	29.3	590	1970	1300	255
PB7.5-500-3	7.5	10.0	10	145	500	400/3	DOL	912	32.2	590	1970	1300	260

(P/Switch = Pressure Switch)

Silenced and Petrol Reciprocating Compressors

The PS Series is the Ingersoll Rand fully enclosed silent reciprocating compressor package, that allows you to place the compressor closer to the point of use.

The range has reduced noise levels of between 63 dB(A) and 69 dB(A), by having sound reduced lined panels and the elimination of any unwanted vibrations, resulting in less restrictions to the compressor location in light industrial applications.

The outcome is a compressor offering that is substantially quieter than the non-enclosed equivalent, which has a positive effect on both the operator and also the environment.

With the addition of an option for receiver mounted all through the range and also a S/D Starter (4 to 7.5 kW) and an integrated refrigeration dryer (5.5 & 7.5 kW), Ingersoll Rand really can provide the solution to your silenced, compressed air needs and ease the installation.



Standard Features

- Inlet air filter
- Auto Start and Stop regulation by pressure switch
- Twin Cylinder Aluminum pump unit
- IP54 TEFV Motor
- DOL, with Star/Delta Starter option (4 to 7.5 kW)
- Factory-fill of lubricant

Petrol Engine Unit

Ingersoll Rand portable, petrol driven reciprocating air compressors are perfect for applications where there is no electric power supply available such as agricultural, building or leisure industries.

The units are equipped with large all-terrain tyres making it easier to move them around on uneven ground. The wide-track gauge also facilitates their transport in difficult environments.

Both models (4.0 & 6.7 kW) come equipped with a Honda petrol engine and a pressure regulator/filter.



Specifications

Model	Motor		Pressure Max		Receiver Litres	Electrics 50 Hz	Starter	Piston Displacement		Dimensions mm			Weight Kg
	kW	hp	bar	g psig				l/min	cfm	Width	Length	Height	
Silenced Belt Drive Units													
PS1.5-24-1	1.5	2.0	10	145	24	230/1	DOL	250	8.8	490	610	690	100
PS1.5-24-3	1.5	2.0	10	145	24	400/3	DOL	250	8.8	490	610	690	100
PS2.2-24-1	2.2	3.0	10	145	24	230/1	DOL	350	12.4	490	610	690	102
PS2.2-24-3	2.2	3.0	10	145	24	400/3	DOL	350	12.4	490	610	690	102
PS3-270-3	3.0	4.0	10	145	270	400/3	DOL	450	15.9	600	1500	1220	190
PS3-3	3.0	4.0	10	145	-	400/3	DOL	450	15.9	590	840	740	125
PS3-3-230	3.0	4.0	10	145	-	230/3	DOL	450	15.9	590	840	740	125
PS4-270-3	4.0	5.5	10	145	270	400/3	DOL	625	22.1	600	1500	1220	215
PS4-3	4.0	5.5	10	145	-	400/3	DOL	625	22.1	590	840	740	160
PS4-3SD	4.0	5.5	10	145	-	400/3	Star Delta	625	22.1	590	840	740	160
PS5.5-3	5.5	7.5	10	145	-	400/3	DOL	777	27.4	590	840	740	170
PS5.5-3SD	5.5	7.5	10	145	-	400/3	Star Delta	777	27.4	590	840	740	170
PS5.5-270-3	5.5	7.5	10	145	270	400/3	DOL	777	27.4	600	1500	1220	230
PS5.5-270-3-D	5.5	7.5	10	145	270	400/3	DOL	777	27.4	6000	2000	1330	340
PS7.5-3SD	7.5	10.0	10	145	-	400/3	Star Delta	912	32.2	590	840	740	170
PS7.5-500-3SD	7.5	10.0	10	145	500	400/3	Star Delta	912	32.2	6000	2000	1330	305
PS7.5-500-3SD-D	7.5	10.0	10	145	500	400/3	Star Delta	912	32.2	6000	2000	1330	340
Petrol Engine Units													
PP4-11X2	4.0	5.5	10	145	11+11	-	-	500	17.7	700	820	790	85
PP7-17X2	6.7	9.0	10	145	17+17	-	-	670	23.7	770	1070	890	108

Type 30 Reciprocating Compressors

The Ingersoll Rand Type 30 was introduced in 1929 and is still one of the world leaders in heavy duty applications, where reliability, efficiency, durability and maintenance are of paramount importance to the customer.

2-Stage Lubricated

Designed for heavy shop or industrial use, such as automotive service and body shops, machine shops, construction, car washes and manufacturing lines, Ingersoll Rand's T30 2-stage lubricated compressors, with their cast iron cylinders, provide the quality and performance that are required in these applications.



The T30 2-stage lubricated range comprises of Value and Premium packages, making choosing the correct machine and configuration even easier to suit your customer's requirements. Both packages come in either an 11 bar g receiver mounted or 14 bar g base-mounted configuration.


The Value package provides an economic and dependable solution for those customers simply focused on a reliable compressed air solution and is ideal for commercial, automotive and light industrial applications.

The Premium package enhances durability and performance by offering all the features of the Value package plus a number of additional features that provide increased reliability, lower maintenance and an overall higher quality of performance. The additional features include an air-cooled aftercooler, low oil level switch and an auto-condensate drain (on receiver mounted units) that make the Premium package ideally suited for manufacturing and more heavy duty industrial applications.

Specifications


Model	Motor		Pressure Max bar g	Receiver Litres	Piston Displacement		Dimensions cm L x W x H	Weight kg
	kW	hp			l/min	cfm		
Value Package								
T30/200/3 V	2.2	3.0	11	200	290	10.2	162 x 68 x 122	140
T30/X/3 V	2.2	3.0	14	-	290	10.2	125 x 80 x 85	90
T30/200/4 V	3.0	4.0	11	200	387	13.7	162 x 68 x 122	145
T30/X/4 V	3.0	4.0	14	-	362	12.8	125 x 80 x 85	95
T30/200/5.5 V	4.0	5.5	11	200	523	18.5	162 x 68 x 122	170
T30/X/5.5 V	4.0	5.5	14	-	523	18.5	125 x 80 x 85	115
T30/200/7.5 V	5.5	7.5	11	200	702	24.8	162 x 68 x 122	180
T30/X/7.5 V	5.5	7.5	14	-	657	23.2	125 x 80 x 85	135
T30/200/10 V	7.5	10.0	11	200	1013	35.8	162 x 80 x 145	235
T30/X/10 V	7.5	10.0	14	-	1013	35.8	125 x 80 x 85	185
T30/500/15 V	11.0	15.0	11	500	1441	50.9	210 x 90 x 165	425
T30/X/15 V	11.0	15.0	14	-	1292	45.6	155 x 85 x 110	295
T30/500/20 V	15.0	20.0	11	500	1713	60.5	210 x 90 x 165	435
T30/X/20 V	15.0	20.0	14	-	1713	60.5	155 x 85 x 110	300
T30/500/25 V	18.5	25.0	11	500	2620	92.5	210 x 90 x 165	580
T30/X/25 V	18.5	25.0	14	-	2620	92.5	155 x 85 x 110	460
T30/500/30 V	22.0	30.0	11	500	2932	103.5	210 x 90 x 165	600
T30/X/30 V	22.0	30.0	14	-	2932	103.5	155 x 85 x 110	480
Premium Package								
T30/200/3 P	2.2	3.0	11	200	290	10.2	162 x 78 x 122	180
T30/X/3 P	2.2	3.0	14	-	290	10.2	125 x 95 x 85	130
T30/200/4 P	3.0	4.0	11	200	387	13.7	162 x 78 x 122	195
T30/X/4 P	3.0	4.0	14	-	362	12.8	125 x 95 x 85	145
T30/200/5.5 P	4.0	5.5	11	200	523	18.5	162 x 68 x 122	220
T30/X/5.5 P	4.0	5.5	14	-	523	18.5	125 x 95 x 85	165
T30/200/7.5 P	5.5	7.5	11	200	702	24.8	162 x 68 x 122	230
T30/X/7.5 P	5.5	7.5	14	-	657	23.2	125 x 95 x 85	185
T30/200/10 P	7.5	10.0	11	200	1013	35.8	162 x 80 x 145	300
T30/X/10 P	7.5	10.0	14	-	1013	35.8	125 x 95 x 85	250
T30/500/15 P	11.0	15.0	11	500	1441	50.9	210 x 90 x 165	500
T30/X/15 P	11.0	15.0	14	-	1292	45.6	155 x 100 x 110	370
T30/500/20 P	15.0	20.0	11	500	1713	60.5	210 x 90 x 165	510
T30/X/20 P	15.0	20.0	14	-	1713	60.5	155 x 100 x 110	375
T30/500/25 P	18.5	25.0	11	500	2620	92.5	210 x 90 x 165	655
T30/X/25 P	18.5	25.0	14	-	2620	92.5	155 x 100 x 110	535
T30/500/30 P	22.0	30.0	11	500	2932	103.5	210 x 90 x 165	675
T30/X/30 P	22.0	30.0	14	-	2932	103.5	155 x 100 x 110	555

Totally dependable in the most demanding and exacting environments.



High Pressure

The Ingersoll Rand T30 high pressure units, used in industries such as refuelling stations, beverage plants, power stations and engine starting, are a series of base-mounted piston compressors that can provide your customer with pressures as high as 345 bar g. Consistent with the 2-stage lubricated range, the high pressure units offer reliability, durability and ease of maintenance.



Specifications

Model	Bare Unit	Motor		Pressure Max bar g	Receiver Litres	Piston Displacement l/min	Revolutions per minute rpm	Dimensions L x W x H cm	Weight kg
		kW	hp						
High Pressure									
231X30	231	2.2	3.0	35	N/A	211	670	87 x 51 x 51	100
7T2X100	7T2	8.5	12.5	35	N/A	1050	820	124 x 67 x 84	275
15T2X200-35	15T2	15	20	35	N/A	1471	950	143 x 84 x 87	415
15T2X200-70	15T2	15	20	70	N/A	1230	790	143 x 84 x 87	415
15T4X200	15T4	15	20	241	N/A	988	930	150 x 78 x 108	505
H15T4X200	H15T4	15	20	345	N/A	988	930	150 x 78 x 108	525

Oil-less

Ingersoll Rand T30 Oil-less compressors are designed for the tough requirements of industries demanding oil-free air such as pharmaceuticals, electronics, medical and food processing. T30 Oil-less compressors do not have oil in the system and cooling is carried out by using special materials, ensuring 100% oil-free air for your customers application. The higher investment costs of an Oil-less compressor are repaid due to the lower running costs of the complete compression system, including maintenance, supervision and also during operation, with downtime virtually eliminated. T30 Oil-less compressors are available in both receiver mounted and base-mounted configurations.



Specifications

Model	Bare Unit	Motor		Pressure Max bar g	Receiver Litres	Piston Displacement l/min	Revolutions per minute rpm	Dimensions L x W x H cm
		kW	hp					
Oil-less								
OL5F55	OL5	4.0	5.5	8.6	270	690	820	146 x 64 x 112
OL5X55	OL5	4.0	5.5	8.6	-	690	820	106 x 54 x 59
OL5F75	OL5	5.5	7.5	8.6	270	930	1100	146 x 64 x 112
OL5X75	OL5	5.5	7.5	8.6	-	930	1100	106 x 54 x 59
OL10H100	OL10	7.5	10	8.6	500	1430	1135	187 x 70 x 129
OL10X100	OL10	7.5	10	8.6	-	1430	1135	128 x 66 x 65
OL15H200	OL15	15	20	8.6	500	1900	945	187 x 70 x 129
OL15X200	OL15	15	20	8.6	-	1900	945	128 x 66 x 65
OL25VH300	OL25	22	30	8.6	500	3300	1100	220 x 115 x 216
OL25X300	OL25	22	30	8.6	-	3300	1100	185 x 94 x 116

Non-lubricated

Ingersoll Rand T30 Non-lubricated piston compressors, used in industries such as textiles, packaging and chemical, do not have oil in the cylinders and are designed for applications where air free from oil is required. The non-lubricated units use Teflon rings and rider bands to achieve cooling in the compression area. The T30 non-lubricated compressor is available in both receiver mounted and base-mounted configurations.



Specifications

Model	Bare Unit	Motor		Pressure Max bar g	Receiver Litres	Piston Displacement l/min	Revolutions per minute rpm	Dimensions L x W x H cm	Weight kg
		kW	hp						
Non-lubricated									
23ANLE20	23ANL	1.5	2.0	6.9	200	230	730	137 x 51 x 108	170
235HNLE30	235HNL	2.2	3.0	6.9	200	310	490	143 x 54 x 107	210
235HNLF40	235HNL	3.0	4.0	6.9	270	450	710	146 x 54 x 111	232
5T2NLH100	5T2NL	7.5	10	8.6	500	1010	900	187 x 63 x 153	475
10T3NLH150	10T3NL	11	15	8.6	500	1500	670	187 x 69 x 192	615
10T3NLH200	10T3NL	15	20	8.6	500	2000	890	187 x 69 x 192	630
23ANLX20	23ANL	1.5	2.0	6.9	N/A	230	730	80 x 48 x 59	84
235HNLX30	235HNL	2.2	3.0	6.9	N/A	310	490	92 x 56 x 58	127
235HNLX40	235HNL	3.0	4.0	6.9	N/A	450	710	92 x 56 x 58	127
5T2NLX55	5T2NL	4.0	5.5	8.6	N/A	640	570	128 x 63 x 82	227
5T2NLX100	5T2NL	7.5	10	8.6	N/A	1010	900	128 x 63 x 82	252
10T3NLX150	10T3NL	11	15	8.6	N/A	1500	670	154 x 79 x 115	360
10T3NLX200	10T3NL	15	20	8.6	N/A	2000	890	154 x 79 x 115	380

Vacuum

Ingersoll Rand T30 Vacuum compressors are designed for vacuum applications such as food packaging, processing plants, vacuum cleaning and printing industries.

A maximum vacuum of over 99% (754 mm Hg) is available with these units, depending on customer requirements. Units are available in a base-mounted configuration only.



Specifications


Model	Bare Unit	Motor		Vacuum Max mm Hg bar g		Receiver Displacement Litres	Piston per minute l/min	Revolutions L x W x H rpm	Dimensions cm	Weight kg
		kW	hp	mm Hg	bar g					
Vacuum										
V235X20	V235	1.5	2.0	737	97.0	-	510	790	83 x 46 x 48	95
V235TX20	V235T	1.5	2.0	752	98.9	-	255	790	83 x 46 x 48	95
V244X30	V244	2.2	3.0	737	97.0	-	900	790	88 x 56 x 53	148
V244TX30	V244T	2.2	3.0	753	99.1	-	450	790	88 x 56 x 53	148
V255X55	V255	4.0	5.5	737	97.0	-	1730	770	92 x 63 x 61	173
V255TX55	V255T	4.0	5.5	754	99.2	-	870	770	92 x 63 x 61	173
7VX75	7V	5.5	7.5	737	97.0	-	2800	900	122 x 65 x 72	260
7VTX75	7VT	5.5	7.5	753	99.1	-	1400	900	122 x 65 x 72	260
15VX100	15V	7.5	10	742	97.0	-	3600	770	137 x 79 x 88	325
15VTX100	15VT	7.5	10	754	99.2	-	2400	770	137 x 79 x 88	325

High Inlet Temperature Dryers

Providing clean, dry, compressed air is especially important in applications where moisture or contamination can cause system corrosion, damage to air-powered tools or degradation of products or processes touched by the compressed air.

High Inlet Temperature Models

Standard units are rated for 46°C ambient air conditions and are suited for most applications. These innovative High Inlet Temperature models are engineered to accept hot inlet compressed air up to 93°C and cools it to acceptable temperatures. The maximum operating conditions of these dryers make them the perfect match for applications with piston compressors providing high temperature compressed air.



Designed for Worry-free Air Quality

Ingersoll Rand High Inlet Refrigerated Dryers make providing continuous dry air as easy as piping a self-contained unit into your compressed air supply line.

Reliable, Quick and Easy Dry Air

Easy to install – Small footprint

By eliminating the need of aftercooler, these small-footprint units provide complete, affordable easy to install solutions for applications ranging from dry cleaning to auto body shops, to light processing and manufacturing applications.

Integrated solution – Low pressure drop

This integrated solutions simplify dryer installation and the easy accessibility simplifies routine maintenance. Even more important, the pressure drop associated with these dryers is divided by three when comparing to a standard installation.

High inlet temperature dryer includes:

- Aftercooler to handle inlet temperature up to 93°C.
- Particle 1 micron filter
- High efficiency compact heat exchangers and condensate separator's package.
- Electronic drain valve.
- Energy saving mode

Control panel

Microprocessor to control and adjust dew point, condensate drain interval and duration, high temperature alarm, low temperature alarm, anti-freezing system and sensor failure.

Lower system pressure drop = Reduced system running costs

Specifications

Model	Class 6 < 10°C Dew Point		Class 5 < 7°C Dew Point		Class 4 < 3°C Dew Point		Nominal Power	Dimensions			Weight kg
	m ³ /min FAD 20°C	m ³ /hr FAD 20°C	m ³ /min FAD 20°C	m ³ /hr FAD 20°C	m ³ /min FAD 20°C	m ³ /hr FAD 20°C		Width mm	Length mm	Height mm	
Aircooled-High Inlet Temperature											
D25IT-A	0.5	28.3	0.4	25.0	0.4	21.3	0.16	386	500	651	38
D42IT-A	0.8	47.5	0.7	42.0	0.6	35.7	0.27	386	500	651	39
D60IT-A	1.1	67.8	1.0	60.0	0.9	51.0	0.41	386	500	651	39
D102IT-A	1.9	115.3	1.7	102.0	1.4	86.7	0.41	420	567	771	57
D140IT-A	2.6	158.2	2.3	140.0	2.0	119.0	0.47	420	567	771	62
D170IT-A	3.2	192.1	2.8	170.0	2.4	144.5	0.61	420	567	771	67

Note: Data refers to the following conditions:
Pressure 7 bar g, Ambient Temperature 25°C, Air Inlet Temperature 66°C in accordance with ISO8573-1:2001 standards.

Air Connections
D25IT-A to D60IT-A 1/2"
D102IT-A to 170IT-A 3/4"
Refrigerant Type : R134a

Maximum Inlet Temperature = 93°C
Maximum Ambient Temperature = 50°C
Maximum Working Pressure = 14 bar g

Vertical Air Receiver Tanks

The receiver tank is central to many industrial applications. In factories using compressed air, the receiver tank helps deliver stable output of compressed air, serves as a buffer, collects moisture from cooled air and discharges it out of the system. The air tank also serves as an air manifold to guarantee air supply in peak hours.

Reliable heavy construction

The Ingersoll Rand vertical air receivers are designed for superior and reliable performance in a compressed air solution. Each receiver consists of carbon steel, welded simple pressure vessel, externally primed and completed with fitting kit comprising of manual drain valve, safety valve, pressure gauge and blanking plugs. These vertical air receivers also come with an electronic no loss drain valve as an option.



International Certification

Vessels supplied with both a Certificate of Conformity and PED certification (according to the European directives CE 87/404 and CE 97/23) and complying with the ASME main international standards (AD 2000 Merkblatt, Australian Standard AS1210). Additionally each safety valve is supplied with a certification.

Specifications

Model	Capacity of Vessel		Weight kg	Maximum Working Pressure bar	Working Temperature		Eye Bolt Qty
	Litres	Feet ³			Min °C	Max °C	
11 Bar Vertical Receiver-500L	500	17,7	165	11	-10	100	1
12 Bar Vertical Receiver-1000L	1000	35,3	398	12	-10	50	1
12 Bar Vertical Receiver-1500L	1500	53,0	620	12	-10	50	2

Electronic No loss Drain

The electronic drain valves are heavy-duty industrial drains that remove condensate without wasting compressed air. They operate on 230 V and are attached to the receiver. Finally the ENLs are small lightweight drains that are easy to install in dry and wet applications that have minimum available space. The drains are also low maintenance.



Specifications

Model	Performance m ³ /min			Maximum Operating Pressure		Condensate Inlet Connection (inch)	Barbed Hose Connection (inch)
	Compressor Receiver	Dryer	Filter	bar g	psi g		
ENL 2	2.54	5.1	25.5	16	232	0.5	0.25
ENL 5	6.4	12.75	63.7	16	232	0.5	0.25
ENL 30	36.8	73.6	368	16	232	0.5	0.5
ENL 100	141.6	283.2	1416	16	232	0.75	0.5
ENL 2000	1416	2832	14160	16	232	1	0.5
ENL 6 HP	8.5	17	85	63	915	0.5	0.5
ENL 30 HP	42.5	85	425	50	725	0.5	0.5

Filters and Lubricant

Ingersoll Rand air filters feature our new Element Replacement Indicator (ERI) – an illuminating approach to filter maintenance that yields real, measurable benefits for you, for your company and for our environment.

With the Ingersoll Rand filters you will achieve a low overall air treatment pressure drop. Proactive servicing ensures that the cost of pressure drop is kept to the lowest possible level. Reactive costs more money and can affect your productivity. (See our Air Filtration Brochure for more details).



Specifications

Filter Grade A, G, H, D	Port Size BSPT in	Flow Rates 7 bar g/100 psig		Dimensions				Weight kg
		m ³ /min	cfm	A mm	B mm	C mm	D mm	
F35 I	1/2"	0.58	21	76	46	205	25	1
F71 I	3/4"	1.18	42	98	53	261	32	1
F108 I	3/4"	1.80	64	98	53	261	32	1
F144 I	1"	2.40	85	129	61	290	38	2
F178 I	1"	2.97	105	129	61	290	38	2
F212 I	1"	3.53	125	129	61	290	38	2

Grade A - Activated Carbon Filtration

Oil vapour and hydrocarbon odour removal, providing a maximum remaining oil content of <0.003 mg/m³ (excluding methane) @ 21°C. (Precede with Grade H filter)

Grade G - General Purpose Protection

Particle removal down to 1 micron including coalesced liquid, water and oil, providing a maximum remaining oil aerosol content of 0.6 mg/m³ @ 21°C.

Grade H - High Efficiency Oil Removal Filtration

Particle removal down to 0.01 micron including water and oil aerosols, providing a maximum remaining oil aerosol content of 0.01 mg/m³ @ 21°C. (Precede with Grade G filter)

Grade D - General Purpose Dust Filtration

Dust particle removal down to 1 micron.

Maximum Operating Pressure

17 bar g (250 psig) up to 39.63 m³/min
16 bar g (232 psig) above 39.63 m³/min

Maximum Recommended Operating Temperatures

Grade G, H & D = 80°C
Grade A = 30°C

Minimum Recommended Operating Temperature = 1°C

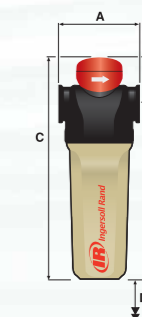
Line Pressure	bar g	1	2	3	5	7	9	11	13	15	16	17
	psig	15	29	44	73	100	131	160	189	218	232	250
Correction Factors		0.38	0.53	0.65	0.85	1.00	1.13	1.25	1.36	1.46	1.51	1.56

All Season Select®

All Season Select® lubricant is a synthetic, all-temperature blend that is designed to increase efficiency, reduce wear and prevent carbon buildup. It performs four times longer than petroleum-based lubricants. Recommended 2,000 hours of service between lubricant change-out under normal operating conditions.

Compatible with all our range of aluminium piston compressors.

- Specially formulated for T30 Cast Iron Value and Premium machines.
- Extended working life
- Reduced friction
- Eliminates carbon build-up
- Longer oil change intervals - 2000 hours or 2 years
- Greater fire resistance
- Excellent high temperature protection
- Easy start-up



0.58-39.63 m³/min

